
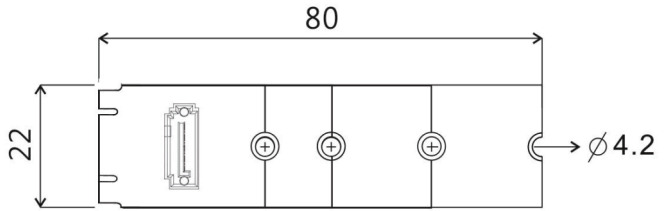


M.2(NG FF)金手指转SATA 7PIN连接器转接卡



外型尺寸 (单位:mm)



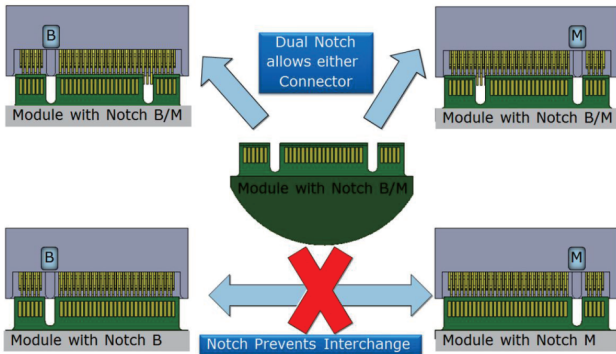
订购信息

产品型号	AD908A
产品描述	M.2 B+M key dual notch 对 SATA III 7-pin 转接卡

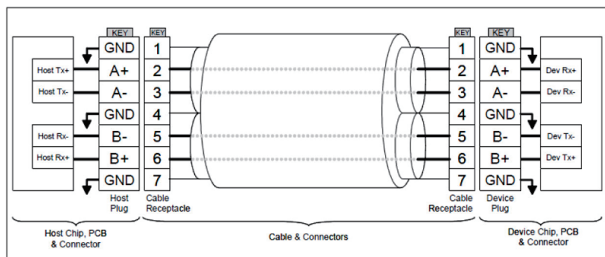
规格

- 完全兼容于SATA revision 3.2
- 相容于PCI Express M.2 Specification Version 1.0
- 数据转换速率: 6Gb/s bandwidth

Dual Module key Scheme Example



SATA Connector Connection Diagram



SSD Module pinout

74	3.3V	CONFIG_2 = GND	75
72	3.3V	GND	73
70	3.3V	GND	71
68	SUSCLK(32kHz) (I)(0/3.3V)	CONFIG_1 = GND	69
	Module Key	N/C	67
	Module Key	Module Key	M Key notch
	Module Key	Module Key	
	Module Key	Module Key	
	Module Key	Module Key	
58	Reserved for MFG Clock	GND	57
56	Reserved for MFG Data	N/C	55
54	N/C	N/C	53
52	N/C	GND	51
50	N/C	SATA-A+	49
48	N/C	SATA-A-	47
46	N/C	GND	45
44	N/C	SATA-B-	43
42	N/C	SATA-B+	41
40	N/C	GND	39
38	DEVSLP (I)(0/3.3V)	N/C	37
36	N/C	N/C	35
34	N/C	GND	33
32	N/C	N/C	31
30	N/C	N/C	29
28	N/C	GND	27
26	N/C	N/C	25
24	N/C	N/C	23
22	N/C	CONFIG_0 = GND	21
20	N/C	Module Key	M Key notch
	Module Key	Module Key	
	Module Key	Module Key	
	Module Key	Module Key	
10	DAS/DSS# (O)(OD)	N/C	11
8	N/C	N/C	9
6	N/C	N/C	7
4	3.3V	N/C	5
2	3.3V	GND	3
		CONFIG_3 = GND	1

Socket 2 SATA-based SSD Module Pinout